

2019



ASBK.COM.AU f t i y

## Round 6 : Phillip Island GP Circuit : October 4 - 6

### KAWASAKI AUSTRALIAN SUPERBIKE CHAMPIONSHIP

#### Race 1

Date: 06/10/19  
 Event: R09  
 Weather: Sunny & Windy - Temp: 19.8C  
 Track: Dry - Temp: 29.8C

Started at: 11:41:14  
 Laps: 12  
 Starters: 25  
 Printed at: 12:10

#### PROVISIONAL CLASSIFICATION

Pos	No	Name	Machine	Laps	Race Time	Behind Leader	Behind Prev	Fastest Lap	On Lap	Top Speed
1	47	Wayne MAXWELL (VIC) / Team Suzuki ECSTAR / Pirelli / Motul / Airroad / Suzuki Insur. / Suzuki Finance	Suzuki GSXRR	12	18:50.322			1:32.868	2	298
2	1	Troy HERFOSS (QLD) / Penrite Honda Racing / Morris Finance / Elite Roads / NGK / Snap On	Honda CBR RR SP	12	18:51.975	1.653	1.653	1:33.033	2	304
3	46	Mike JONES (QLD) / Desmosport Ducati	Ducati 1299 FE	12	18:52.089	1.767	.114	1:33.615	11	307
4	21	Josh WATERS (VIC) / Team Suzuki ECSTAR / Pirelli / Motul / Airroad / Suzuki Insur. / Suzuki Finance	Suzuki GSXRR	12	18:52.159	1.837	.070	1:33.323	2	311
5	65	Cru HALLIDAY (NSW) / Yamaha Racing Team	Yamaha YZF-R1	12	18:52.460	2.138	.301	1:33.306	2	311
6	25	Daniel FALZON (SA) / Yamaha Racing Team	Yamaha YZF-R1	12	18:53.832	3.510	1.372	1:33.514	2	310
7	12	Matt WALTERS (NSW) / Kawasaki Aust. / Kawasaki Connection / Repsol / Pirelli / Rover Coaches	Kawasaki ZX10R	12	18:54.717	4.395	.885	1:33.456	2	314
8	67	Bryan STARING (WA) / Kawasaki BCperformance / Landscapesupplies.com.au	Kawasaki ZX10R	12	19:04.536	14.214	9.819	1:34.310	2	304
9	30	Mark CHIODO (VIC) / Penrite Honda Racing / Morris Finance / Elite Roads / NGK / Snap On	Honda CBR RR SP	12	19:09.725	19.403	5.189	1:33.759	3	302
10	14	Glenn ALLERTON (NSW) / NextGen Motorsports / Alpine Performance	BMW S RR	12	19:13.212	22.890	3.487	1:34.583	2	309
11	27	Jamie STAUFFER (NSW) / McMartin Racing / Racers Edge / Boost Mobile / 1 day wraps / K-Tech Susp.	Ducati V4R	12	19:13.309	22.987	.097	1:35.029	3	308
12	22	Lachlan EPIS (NSW) / Response RE / Bluetounge Finance	Kawasaki ZX10R	12	19:24.992	34.670	11.683	1:34.996	2	299
13	8	Alex PHILLIS (VIC) / Team Suzuki ECSTAR	Suzuki GSXR	12	19:29.321	38.999	4.329	1:35.831	2	305
14	33	Sloan FROST (VIC) / Black InK / Darby Capital	Suzuki GSXR	12	19:35.767	45.445	6.446	1:36.768	2	302
15	217	Dean HASLER (NSW) / Beerwah Bikeworks / Pinot Noir Accommodation	BMW S RR	12	19:49.814	59.492	14.047	1:38.223	9	289

Chief Timekeeper - Scott Laing

Clerk of Course - Tom Williams



www.computime.com.au  
 COMPUTIME RACE TIMING SYSTEMS PTY LTD



2019



ASBK.COM.AU f t i y

## Round 6 : Phillip Island GP Circuit : October 4 - 6

### KAWASAKI AUSTRALIAN SUPERBIKE CHAMPIONSHIP

#### Race 1

Date: 06/10/19  
 Event: R09  
 Weather: Sunny & Windy - Temp: 19.8C  
 Track: Dry - Temp: 29.8C

Started at: 11:41:14  
 Laps: 12  
 Starters: 25  
 Printed at: 12:10

#### PROVISIONAL CLASSIFICATION

Pos	No	Name	Machine	Laps	Race Time	Behind Leader	Behind Prev	Fastest Lap	On Lap	Top Speed
16	11	Philip CZAJ (VIC) / Pirelli / 11Motorsport / Aprilia Aust. / Ron Angel / X-Lite / Liqui Moly	Aprilia RSV4	12	19:52.712	1:02.390	2.898	1:37.959	2	289
17	13	David BARKER (SA) / Chris Lynch's Garage	Kawasaki ZX10R	12	19:52.745	1:02.423	.033	1:37.165	2	293
18	78	Nathan SPITERI (VIC) / Livson / RST	Suzuki GSXRR	12	19:59.774	1:09.452	7.029	1:38.399	10	287
19	62	Brendan MCINTYRE (NSW) / Western M-c / Ric Pobjoy Racing / Motoproducts / EBC / Motul / RK / Emu Signs	Suzuki GSXR	12	20:09.934	1:19.612	10.160	1:39.268	10	283
20	37	Michael EDWARDS (QLD) / Northstar Yamaha	Yamaha YZF-R1	11	19:07.488	1 Lap		1:41.287	2	284
DNF	24	Matt TOOLEY (VIC) / Phillip Island Ride Days / West Sliders	Yamaha YZF-R1	6	9:57.817	6 Laps		1:37.597	2	290
DNF	64	Aaron MORRIS (NSW) / NextGen Motorsports / Maxima Race Oils	BMW S RR	4	6:38.174	8 Laps		1:37.498	2	294
DNF	92	Damon REES (NZ) / Carl Cox M-sport / Mondiale Freight / Tony Rees M-cycles / Signedge / Pirelli	Honda CBR	3	4:54.306	9 Laps		1:35.713	2	293
DNF	34	Trent GIBSON (VIC) / Flooring Innovations	Ducati V4R	2	3:30.307	10 Laps		1:41.463	2	283

Fastest Lap was 1:32.868 by Wayne MAXWELL (VIC)

Current race lap record for SBK class - 1:31.881 by Michael JONES (QLD) on a Kawasaki ZX10R set on 24/02/19

The results are provisional until the end of the time limit for protests and appeals.

Chief Timekeeper - Scott Laing

Clerk of Course - Tom Williams



www.computime.com.au  
 COMPUTIME RACE TIMING SYSTEMS PTY LTD



2019



ASBK.COM.AU f t i y

## Round 6 : Phillip Island GP Circuit : October 4 - 6

### KAWASAKI AUSTRALIAN SUPERBIKE CHAMPIONSHIP

#### Race 1

Date: 06/10/19  
 Event: R09  
 Weather: Sunny & Windy - Temp: 19.8C  
 Track: Dry - Temp: 29.8C

Started at: 11:41:14  
 Laps: 12  
 Starters: 25  
 Printed at: 12:10

#### PROVISIONAL LAP TIMES

No	Name	Lap 1	Lap 2	Lap 3	Lap 4	Lap 5	Lap 6	Lap 7	Lap 8	Lap 9	Lap 10	Lap 11	Lap 12
1	Troy HERFOSS (QLD)	1:39.759	<b>1:33.033</b>	1:33.746	1:34.678	1:34.120	1:33.961	1:33.799	1:33.774	1:33.563	1:33.531	1:34.171	1:33.840
8	Alex PHILLIS (VIC)	1:43.126	<b>1:35.831</b>	1:35.891	1:36.414	1:37.185	1:38.520	1:36.975	1:36.920	1:37.100	1:36.928	1:37.304	1:37.127
11	Philip CZAJ (VIC)	1:45.157	<b>1:37.959</b>	1:38.221	1:38.906	1:39.147	1:38.994	1:39.325	1:39.053	1:38.826	1:39.480	1:38.638	1:39.006
12	Matt WALTERS (NSW)	1:39.950	<b>1:33.456</b>	1:33.870	1:34.493	1:34.155	1:33.938	1:34.114	1:34.281	1:33.801	1:33.984	1:33.932	1:34.743
13	David BARKER (SA)	1:43.813	<b>1:37.165</b>	1:38.290	1:38.586	1:38.615	1:40.235	1:39.320	1:40.211	1:39.074	1:39.707	1:39.050	1:38.679
14	Glenn ALLERTON (NSW)	1:41.856	<b>1:34.583</b>	1:35.308	1:35.717	1:35.593	1:36.492	1:36.525	1:35.745	1:35.781	1:34.968	1:35.269	1:35.375
21	Josh WATERS (VIC)	1:40.922	<b>1:33.323</b>	1:33.622	1:34.186	1:33.658	1:33.981	1:34.106	1:33.555	1:33.739	1:33.456	1:33.663	1:33.948
22	Lachlan EPIS (NSW)	1:41.740	<b>1:34.996</b>	1:35.942	1:35.817	1:35.983	1:36.213	1:36.339	1:36.510	1:36.241	1:37.541	1:38.476	1:39.194
24	Matt TOOLEY (VIC)	1:46.071	<b>1:37.597</b>	1:38.370	1:38.289	1:38.969	1:38.521						
25	Daniel FALZON (SA)	1:40.038	<b>1:33.514</b>	1:34.161	1:33.775	1:34.038	1:33.888	1:34.276	1:34.448	1:33.777	1:33.648	1:33.861	1:34.408
27	Jamie STAUFFER (NSW)	1:42.626	1:35.036	<b>1:35.029</b>	1:35.255	1:35.194	1:36.518	1:35.844	1:36.070	1:35.747	1:35.619	1:35.127	1:35.244
30	Mark CHIODO (VIC)	1:41.018	1:34.216	<b>1:33.759</b>	1:34.696	1:35.388	1:35.526	1:36.531	1:35.614	1:35.570	1:35.563	1:35.563	1:36.281
33	Sloan FROST (VIC)	1:44.576	<b>1:36.768</b>	1:38.002	1:37.280	1:37.516	1:37.336	1:37.324	1:37.033	1:37.122	1:37.229	1:37.482	1:38.099
34	Trent GIBSON (VIC)	1:48.844	<b>1:41.463</b>										
37	Michael EDWARDS (QLD)	1:49.567	<b>1:41.287</b>	1:43.153	1:43.636	1:43.451	1:42.548	1:43.067	1:43.688	1:42.502	1:42.856	1:51.733	
46	Mike JONES (QLD)	1:39.614	1:33.637	1:33.811	1:34.126	1:33.879	1:34.042	1:33.841	1:33.749	1:33.930	1:33.696	<b>1:33.615</b>	1:34.149
47	Wayne MAXWELL (VIC)	1:38.608	<b>1:32.868</b>	1:33.544	1:33.533	1:34.322	1:33.437	1:34.214	1:33.836	1:34.131	1:33.570	1:33.940	1:34.319
62	Brendan MCINTYRE (NSW)	1:47.715	1:41.020	1:40.166	1:40.858	1:40.687	1:40.801	1:40.355	1:40.109	1:39.797	<b>1:39.268</b>	1:39.287	1:39.871
64	Aaron MORRIS (NSW)	1:44.691	<b>1:37.498</b>	1:37.733	1:38.252								
65	Cru HALLIDAY (NSW)	1:40.583	<b>1:33.306</b>	1:33.620	1:34.184	1:33.803	1:33.961	1:34.157	1:33.604	1:33.847	1:33.600	1:33.807	1:33.988
67	Bryan STARING (WA)	1:40.897	<b>1:34.310</b>	1:35.273	1:34.806	1:34.662	1:34.623	1:34.945	1:34.813	1:34.831	1:34.765	1:35.062	1:35.549
78	Nathan SPITERI (VIC)	1:47.831	1:39.333	1:39.416	1:39.496	1:39.514	1:38.889	1:39.604	1:38.648	1:39.048	<b>1:38.399</b>	1:39.818	1:39.778
92	Damon REES (NZ)	1:42.825	<b>1:35.713</b>	1:35.768									
217	Dean HASLER (NSW)	1:45.932	1:38.257	1:38.252	1:38.532	1:38.947	1:38.496	1:38.444	1:38.885	<b>1:38.223</b>	1:38.551	1:38.644	1:38.651

The results are provisional until the end of the time limit for protests and appeals.

Chief Timekeeper - Scott Laing

Clerk of Course - Tom Williams



www.computime.com.au  
 COMPUTIME RACE TIMING SYSTEMS PTY LTD



2019



ASBK.COM.AU f t i y

## Round 6 : Phillip Island GP Circuit : October 4 - 6

### KAWASAKI AUSTRALIAN SUPERBIKE CHAMPIONSHIP

#### Race 1

Date: 06/10/19  
 Event: R09  
 Weather: Sunny & Windy - Temp: 19.8C  
 Track: Dry - Temp: 29.8C

Started at: 11:41:14  
 Laps: 12  
 Starters: 25  
 Printed at: 12:10

#### PROVISIONAL SPLIT TIMES

Lap	Split 1	Split 2	Split 3	Split 4	Lap Time	Spd	Lap	Split 1	Split 2	Split 3	Split 4	Lap Time	Spd
<b>1 Troy HERFOSS (QLD) (2nd)</b>							12	23.590	29.193	18.944	27.279	1:39.006	289
1	28.804	27.244	<b>17.749</b>	<b>25.962</b>	1:39.759	222							
2	22.363	<b>26.791</b>	17.905	25.974	<b>1:33.033</b>	300							
3	22.669	27.035	18.026	26.016	1:33.746	295							
4	22.881	27.442	18.107	26.248	1:34.678	296							
5	22.573	27.255	18.225	26.067	1:34.120	297							
6	22.467	27.390	17.961	26.143	1:33.961	301							
7	22.413	27.127	18.172	26.087	1:33.799	301							
8	22.511	27.214	18.049	26.000	1:33.774	302							
9	<b>22.311</b>	27.203	17.995	26.054	1:33.563	299							
10	22.513	27.110	17.870	26.038	1:33.531	298							
11	22.407	27.161	18.476	26.127	1:34.171	298							
12	22.448	27.014	17.915	26.463	1:33.840	304							
<b>8 Alex PHILLIS (VIC) (13th)</b>													
1	30.122	28.152	18.585	<b>26.267</b>	1:43.126	232							
2	22.976	<b>27.784</b>	<b>18.446</b>	26.625	<b>1:35.831</b>	305							
3	<b>22.761</b>	27.863	18.638	26.629	1:35.891	298							
4	22.840	28.196	18.722	26.656	1:36.414	298							
5	23.334	28.348	18.722	26.781	1:37.185	292							
6	24.172	28.597	18.928	26.823	1:38.520	293							
7	23.182	28.349	18.788	26.656	1:36.975	292							
8	23.377	28.165	18.591	26.787	1:36.920	293							
9	23.124	28.389	18.858	26.729	1:37.100	293							
10	23.085	28.289	18.801	26.753	1:36.928	293							
11	23.303	28.247	18.865	26.889	1:37.304	294							
12	23.136	28.077	19.028	26.886	1:37.127	295							
<b>11 Philip CZAJ (VIC) (16th)</b>													
1	30.843	28.769	18.724	<b>26.821</b>	1:45.157	232							
2	23.536	<b>28.526</b>	<b>18.714</b>	27.183	<b>1:37.959</b>	289							
3	<b>23.474</b>	28.587	18.956	27.204	1:38.221	284							
4	23.558	28.631	19.423	27.294	1:38.906	283							
5	23.956	28.672	18.984	27.535	1:39.147	286							
6	23.824	28.838	18.938	27.394	1:38.994	288							
7	23.957	28.939	19.100	27.329	1:39.325	274							
8	23.694	29.029	19.027	27.303	1:39.053	289							
9	23.751	28.821	18.942	27.312	1:38.826	286							
10	23.751	29.045	19.064	27.620	1:39.480	285							
11	23.921	28.591	18.929	27.197	1:38.638	283							
<b>12 Matt WALTERS (NSW) (7th)</b>													
1	28.590	27.654	<b>17.893</b>	25.813	1:39.950	223							
2	22.399	<b>27.132</b>	17.925	26.000	<b>1:33.456</b>	306							
3	22.507	27.272	18.162	25.929	1:33.870	305							
4	22.512	27.454	18.334	26.193	1:34.493	305							
5	22.557	27.705	17.983	25.910	1:34.155	308							
6	22.511	27.663	17.960	<b>25.804</b>	1:33.938	314							
7	22.525	27.471	18.149	25.969	1:34.114	311							
8	22.495	27.585	18.144	26.057	1:34.281	311							
9	22.387	27.391	18.097	25.926	1:33.801	308							
10	<b>22.317</b>	27.520	18.139	26.008	1:33.984	309							
11	22.349	27.352	18.127	26.104	1:33.932	306							
12	22.469	27.600	18.391	26.283	1:34.743	306							
<b>13 David BARKER (SA) (17th)</b>													
1	30.189	28.519	<b>18.427</b>	<b>26.678</b>	1:43.813	234							
2	<b>23.174</b>	<b>28.170</b>	18.599	27.222	<b>1:37.165</b>	293							
3	23.403	28.592	18.863	27.432	1:38.290	284							
4	23.571	28.640	18.961	27.414	1:38.586	285							
5	23.334	28.555	19.007	27.719	1:38.615	287							
6	24.344	28.864	19.297	27.730	1:40.235	284							
7	23.641	28.832	19.313	27.534	1:39.320	288							
8	24.153	29.339	19.374	27.345	1:40.211	286							
9	23.626	28.681	19.201	27.566	1:39.074	286							
10	23.725	29.055	19.295	27.632	1:39.707	285							
11	23.851	28.988	18.922	27.289	1:39.050	285							
12	23.389	28.841	18.999	27.450	1:38.679	293							
<b>14 Glenn ALLERTON (NSW) (10th)</b>													
1	29.669	27.805	<b>18.081</b>	<b>26.301</b>	1:41.856	223							
2	<b>22.412</b>	<b>27.387</b>	18.256	26.528	<b>1:34.583</b>	309							
3	22.609	27.564	18.583	26.552	1:35.308	299							
4	22.950	27.827	18.435	26.505	1:35.717	297							
5	22.739	27.769	18.552	26.533	1:35.593	298							
6	23.176	28.024	18.674	26.618	1:36.492	296							
7	23.304	27.962	18.693	26.566	1:36.525	294							
8	22.831	28.068	18.344	26.502	1:35.745	299							
9	22.859	27.894	18.386	26.642	1:35.781	298							

Chief Timekeeper - Scott Laing

Clerk of Course - Tom Williams



www.computime.com.au

COMPUTIME RACE TIMING SYSTEMS PTY LTD





2019



ASBK.COM.AU f t i y

**Round 6 : Phillip Island GP Circuit : October 4 - 6**

**KAWASAKI AUSTRALIAN SUPERBIKE CHAMPIONSHIP**

**Race 1**

Date: 06/10/19  
 Event: R09  
 Weather: Sunny & Windy - Temp: 19.8C  
 Track: Dry - Temp: 29.8C

Started at: 11:41:14  
 Laps: 12  
 Starters: 25  
 Printed at: 12:10

**PROVISIONAL SPLIT TIMES**

Lap	Split 1	Split 2	Split 3	Split 4	Lap Time	Spd	Lap	Split 1	Split 2	Split 3	Split 4	Lap Time	Spd
<b>25 Daniel FALZON (SA) (6th)</b>							1	28.574	27.470	18.255	<b>25.739</b>	1:40.038	220
10	22.704	27.541	18.381	26.342	1:34.968	300	2	22.466	<b>27.244</b>	<b>17.974</b>	25.830	<b>1:33.514</b>	310
11	22.659	27.733	18.329	26.548	1:35.269	298	3	22.474	27.370	18.366	25.951	1:34.161	308
12	22.744	27.775	18.342	26.514	1:35.375	300	4	<b>22.183</b>	27.486	18.074	26.032	1:33.775	309
<b>21 Josh WATERS (VIC) (4th)</b>							5	22.681	27.349	18.139	25.869	1:34.038	306
1	29.220	27.745	18.055	25.902	1:40.922	224	6	22.646	27.456	18.002	25.784	1:33.888	304
2	22.390	27.190	<b>17.845</b>	25.898	<b>1:33.323</b>	303	7	22.499	27.447	18.114	26.216	1:34.276	309
3	<b>22.218</b>	27.391	18.071	25.942	1:33.622	305	8	22.486	27.719	18.134	26.109	1:34.448	309
4	22.345	27.564	18.019	26.258	1:34.186	306	9	22.380	27.311	18.101	25.985	1:33.777	303
5	22.403	27.362	17.947	25.946	1:33.658	306	10	22.315	27.263	18.039	26.031	1:33.648	306
6	22.546	27.639	17.969	<b>25.827</b>	1:33.981	309	11	22.377	27.253	18.091	26.140	1:33.861	304
7	22.542	27.498	18.079	25.987	1:34.106	311	12	22.415	27.280	18.209	26.504	1:34.408	303
8	22.511	27.262	17.890	25.892	1:33.555	308	<b>27 Jamie STAUFFER (NSW) (11th)</b>						
9	22.279	27.581	18.049	25.830	1:33.739	304	1	29.756	28.024	18.468	26.378	1:42.626	233
10	22.254	27.303	17.968	25.931	1:33.456	305	2	22.703	<b>27.470</b>	18.368	26.495	1:35.036	307
11	22.236	27.226	18.181	26.020	1:33.663	308	3	22.688	27.555	18.383	26.403	<b>1:35.029</b>	305
12	22.541	<b>27.122</b>	17.928	26.357	1:33.948	303	4	22.751	27.695	18.375	26.434	1:35.255	303
<b>22 Lachlan EPIS (NSW) (12th)</b>							5	22.681	27.736	18.417	26.360	1:35.194	304
1	29.508	27.763	<b>18.119</b>	<b>26.350</b>	1:41.740	232	6	23.195	28.247	18.687	26.389	1:36.518	306
2	<b>22.891</b>	<b>27.536</b>	18.200	26.369	<b>1:34.996</b>	298	7	22.823	27.878	18.638	26.505	1:35.844	306
3	23.033	27.769	18.523	26.617	1:35.942	299	8	22.811	28.061	18.528	26.670	1:36.070	302
4	23.046	27.892	18.510	26.369	1:35.817	298	9	22.909	27.831	18.465	26.542	1:35.747	301
5	23.179	27.818	18.497	26.489	1:35.983	297	10	22.777	28.050	18.491	<b>26.301</b>	1:35.619	303
6	23.096	27.983	18.631	26.503	1:36.213	298	11	<b>22.652</b>	27.756	<b>18.276</b>	26.443	1:35.127	306
7	23.041	28.022	18.705	26.571	1:36.339	297	12	22.663	27.948	18.314	26.319	1:35.244	308
8	23.103	28.117	18.611	26.679	1:36.510	298	<b>30 Mark CHIODO (VIC) (9th)</b>						
9	23.170	27.901	18.628	26.542	1:36.241	296	1	29.295	27.769	<b>18.019</b>	<b>25.935</b>	1:41.018	228
10	23.399	28.409	18.978	26.755	1:37.541	295	2	22.614	27.353	18.036	26.213	1:34.216	302
11	23.345	28.643	19.102	27.386	1:38.476	297	3	<b>22.239</b>	<b>27.072</b>	18.293	26.155	<b>1:33.759</b>	298
12	23.652	28.757	19.250	27.535	1:39.194	293	4	22.410	27.401	18.345	26.540	1:34.696	295
<b>24 Matt TOOLEY (VIC) (DNF)</b>							5	22.588	27.609	18.556	26.635	1:35.388	295
1	31.588	28.656	18.791	<b>27.036</b>	1:46.071	214	6	22.569	27.671	18.564	26.722	1:35.526	295
2	23.638	<b>28.066</b>	<b>18.690</b>	27.203	<b>1:37.597</b>	290	7	23.499	27.878	18.588	26.566	1:36.531	295
3	<b>23.501</b>	28.512	18.913	27.444	1:38.370	279	8	22.717	27.937	18.394	26.566	1:35.614	295
4	23.507	28.446	19.142	27.194	1:38.289	278	9	22.722	27.861	18.446	26.541	1:35.570	295
5	23.675	28.419	19.217	27.658	1:38.969	283	10	22.712	27.860	18.514	26.477	1:35.563	295
6	23.638	28.434	18.957	27.492	1:38.521	281	11	22.608	27.829	18.560	26.566	1:35.563	296

Chief Timekeeper - Scott Laing

Clerk of Course - Tom Williams



[www.computime.com.au](http://www.computime.com.au)  
**COMPUTIME RACE TIMING SYSTEMS PTY LTD**

2019



ASBK.COM.AU f t i y

**Round 6 : Phillip Island GP Circuit : October 4 - 6**

**KAWASAKI AUSTRALIAN SUPERBIKE CHAMPIONSHIP**

**Race 1**

Date: 06/10/19  
 Event: R09  
 Weather: Sunny & Windy - Temp: 19.8C  
 Track: Dry - Temp: 29.8C

Started at: 11:41:14  
 Laps: 12  
 Starters: 25  
 Printed at: 12:10

**PROVISIONAL SPLIT TIMES**

Lap	Split 1	Split 2	Split 3	Split 4	Lap Time	Spd	Lap	Split 1	Split 2	Split 3	Split 4	Lap Time	Spd
12	22.716	28.105	18.614	26.846	1:36.281	296	7	22.506	27.120	18.134	26.081	1:33.841	301
<b>33 Sloan FROST (VIC) (14th)</b>							8	22.574	27.108	18.100	25.967	1:33.749	303
1	30.563	28.540	18.715	26.758	1:44.576	231	9	22.649	27.248	18.054	25.979	1:33.930	303
2	23.387	<b>27.986</b>	<b>18.686</b>	<b>26.709</b>	<b>1:36.768</b>	302	10	22.595	27.217	<b>18.008</b>	<b>25.876</b>	1:33.696	304
3	23.470	28.370	18.885	27.277	1:38.002	297	11	<b>22.244</b>	27.149	18.123	26.099	<b>1:33.615</b>	307
4	23.297	28.062	18.848	27.073	1:37.280	295	12	22.454	<b>27.052</b>	18.009	26.634	1:34.149	305
5	23.232	28.305	19.045	26.934	1:37.516	293	<b>47 Wayne MAXWELL (VIC) (1st)</b>						
6	23.159	28.522	18.891	26.764	1:37.336	294	1	28.154	<b>26.750</b>	17.944	<b>25.760</b>	1:38.608	221
7	23.199	28.383	18.886	26.856	1:37.324	295	2	<b>22.311</b>	26.916	<b>17.873</b>	25.768	<b>1:32.868</b>	296
8	23.099	28.404	18.765	26.765	1:37.033	293	3	22.788	26.926	17.959	25.871	1:33.544	296
9	<b>23.016</b>	28.424	18.783	26.899	1:37.122	293	4	22.353	27.117	18.102	25.961	1:33.533	296
10	23.119	28.381	18.885	26.844	1:37.229	294	5	23.003	27.125	18.216	25.978	1:34.322	297
11	23.438	28.365	18.812	26.867	1:37.482	293	6	22.361	27.194	17.995	25.887	1:33.437	298
12	23.129	28.680	19.131	27.159	1:38.099	293	7	22.575	27.249	18.150	26.240	1:34.214	298
<b>34 Trent GIBSON (VIC) (DNF)</b>							8	22.476	27.270	18.037	26.053	1:33.836	297
1	32.236	29.686	<b>19.321</b>	<b>27.601</b>	1:48.844	227	9	22.457	27.406	18.185	26.083	1:34.131	298
2	<b>24.233</b>	<b>29.602</b>	19.692	27.936	<b>1:41.463</b>	283	10	22.394	27.176	18.040	25.960	1:33.570	298
<b>37 Michael EDWARDS (QLD) (20th)</b>							11	22.471	27.275	18.168	26.026	1:33.940	297
1	32.184	30.136	<b>19.641</b>	<b>27.606</b>	1:49.567	215	12	22.790	27.236	18.202	26.091	1:34.319	288
2	<b>24.236</b>	<b>29.451</b>	19.953	27.647	<b>1:41.287</b>	284	<b>62 Brendan MCINTYRE (NSW) (19th)</b>						
3	24.526	29.913	20.007	28.707	1:43.153	278	1	31.505	29.500	19.333	27.377	1:47.715	232
4	25.138	30.003	20.246	28.249	1:43.636	276	2	24.930	29.117	19.363	27.610	1:41.020	283
5	25.144	29.996	20.003	28.308	1:43.451	271	3	24.201	29.088	19.253	27.624	1:40.166	277
6	24.792	29.754	19.879	28.123	1:42.548	277	4	23.979	29.169	19.565	28.145	1:40.858	280
7	24.875	29.915	19.811	28.466	1:43.067	276	5	24.221	29.234	19.643	27.589	1:40.687	281
8	24.821	30.321	20.378	28.168	1:43.688	280	6	24.397	29.254	19.590	27.560	1:40.801	275
9	24.813	29.882	19.671	28.136	1:42.502	281	7	24.271	29.252	19.423	27.409	1:40.355	279
10	24.782	29.705	19.684	28.685	1:42.856	279	8	24.171	28.930	19.551	27.457	1:40.109	278
11	27.537	32.837	20.555	30.804	1:51.733	248	9	24.190	28.939	19.376	27.292	1:39.797	276
<b>46 Mike JONES (QLD) (3rd)</b>							10	23.926	28.834	<b>19.222</b>	<b>27.286</b>	<b>1:39.268</b>	283
1	28.394	27.150	18.149	25.921	1:39.614	221	11	<b>23.902</b>	<b>28.762</b>	19.285	27.338	1:39.287	283
2	22.387	27.231	18.037	25.982	1:33.637	302	12	24.102	28.977	19.344	27.448	1:39.871	280
3	22.483	27.194	18.054	26.080	1:33.811	304	<b>64 Aaron MORRIS (NSW) (DNF)</b>						
4	22.552	27.450	18.109	26.015	1:34.126	303	1	30.686	28.667	<b>18.737</b>	<b>26.601</b>	1:44.691	229
5	22.483	27.299	18.145	25.952	1:33.879	301	2	23.528	<b>28.177</b>	18.902	26.891	<b>1:37.498</b>	289
6	22.623	27.236	18.110	26.073	1:34.042	303	3	<b>23.373</b>	28.394	19.260	26.706	1:37.733	286
							4	23.582	28.617	19.159	26.894	1:38.252	284

Chief Timekeeper - Scott Laing

Clerk of Course - Tom Williams



2019



ASBK.COM.AU f t i y

**Round 6 : Phillip Island GP Circuit : October 4 - 6**

**KAWASAKI AUSTRALIAN SUPERBIKE CHAMPIONSHIP**

**Race 1**

Date: 06/10/19  
 Event: R09  
 Weather: Sunny & Windy - Temp: 19.8C  
 Track: Dry - Temp: 29.8C

Started at: 11:41:14  
 Laps: 12  
 Starters: 25  
 Printed at: 12:10

**PROVISIONAL SPLIT TIMES**

Lap	Split 1	Split 2	Split 3	Split 4	Lap Time	Spd	Lap	Split 1	Split 2	Split 3	Split 4	Lap Time	Spd
<b>65 Cru HALLIDAY (NSW) (5th)</b>													
1	28.826	27.667	18.028	26.062	1:40.583	221	4	24.067	28.900	19.227	27.302	1:39.496	286
2	22.293	<b>27.123</b>	17.886	26.004	<b>1:33.306</b>	302	5	23.966	28.864	19.287	27.397	1:39.514	287
3	22.315	27.370	17.985	25.950	1:33.620	305	6	23.830	28.724	19.259	<b>27.076</b>	1:38.889	283
4	22.563	27.523	18.046	26.052	1:34.184	304	7	23.968	28.757	19.417	27.462	1:39.604	281
5	22.302	27.350	18.156	25.995	1:33.803	309	8	23.716	28.764	<b>19.039</b>	27.129	1:38.648	284
6	22.552	27.341	17.876	26.192	1:33.961	310	9	<b>23.583</b>	28.882	19.251	27.332	1:39.048	287
7	22.612	27.428	18.036	26.081	1:34.157	305	10	23.690	<b>28.476</b>	19.107	27.126	<b>1:38.399</b>	283
8	22.357	27.220	17.853	26.174	1:33.604	305	11	23.791	29.039	19.539	27.449	1:39.818	281
9	22.283	27.422	18.070	26.072	1:33.847	303	12	23.927	29.295	19.261	27.295	1:39.778	281
10	22.454	27.324	17.887	<b>25.935</b>	1:33.600	303	<b>92 Damon REES (NZ) (DNF)</b>						
11	<b>22.275</b>	27.442	18.034	26.056	1:33.807	311	1	29.976	28.142	<b>18.407</b>	<b>26.300</b>	1:42.825	225
12	22.526	27.171	<b>17.807</b>	26.484	1:33.988	308	2	23.078	<b>27.680</b>	18.435	26.520	<b>1:35.713</b>	293
							3	<b>22.927</b>	27.857	18.568	26.416	1:35.768	290
<b>67 Bryan STARING (WA) (8th)</b>													
1	29.061	27.752	<b>18.034</b>	<b>26.050</b>	1:40.897	224	<b>217 Dean HASLER (NSW) (15th)</b>						
2	22.634	<b>27.339</b>	18.086	26.251	<b>1:34.310</b>	304	1	31.072	28.949	<b>18.767</b>	27.144	1:45.932	225
3	22.764	27.763	18.474	26.272	1:35.273	292	2	23.650	28.553	18.951	27.103	1:38.257	283
4	22.765	27.441	18.394	26.206	1:34.806	297	3	<b>23.473</b>	<b>28.528</b>	19.061	27.190	1:38.252	273
5	22.711	27.461	18.255	26.235	1:34.662	300	4	23.742	28.635	19.015	27.140	1:38.532	265
6	<b>22.540</b>	27.342	18.244	26.497	1:34.623	302	5	23.647	28.754	19.113	27.433	1:38.947	284
7	22.589	27.476	18.476	26.404	1:34.945	301	6	23.658	28.811	19.033	<b>26.994</b>	1:38.496	281
8	22.681	27.470	18.365	26.297	1:34.813	299	7	23.603	28.832	18.918	27.091	1:38.444	289
9	22.579	27.691	18.301	26.260	1:34.831	301	8	23.563	28.853	19.211	27.258	1:38.885	281
10	22.650	27.537	18.349	26.229	1:34.765	301	9	23.501	28.586	18.830	27.306	<b>1:38.223</b>	281
11	22.696	27.544	18.333	26.489	1:35.062	300	10	23.589	28.544	19.001	27.417	1:38.551	284
12	22.839	27.654	18.467	26.589	1:35.549	300	11	23.718	28.704	18.803	27.419	1:38.644	280
							12	23.514	28.810	19.007	27.320	1:38.651	283
<b>78 Nathan SPITERI (VIC) (18th)</b>													
1	31.894	29.355	19.306	27.276	1:47.831	227							
2	23.990	29.027	19.050	27.266	1:39.333	284							
3	23.923	28.858	19.112	27.523	1:39.416	276							

The results are provisional until the end of the time limit for protests and appeals.

Chief Timekeeper - Scott Laing

Clerk of Course - Tom Williams



[www.computime.com.au](http://www.computime.com.au)  
**COMPUTIME RACE TIMING SYSTEMS PTY LTD**

2019



ASBK.COM.AU f t i y

# Round 6 : Phillip Island GP Circuit : October 4 - 6

## KAWASAKI AUSTRALIAN SUPERBIKE CHAMPIONSHIP

### Race 1

Date: 06/10/19  
Event: R09  
Weather: Sunny & Windy - Temp: 19.8C  
Track: Dry - Temp: 29.8C


Started at: 11:41:14  
Laps: 12  
Starters: 25  
Printed at: 12:10

### PROVISIONAL FASTEST LAPS SEQUENCE

Lap	Race Pos	No	Name	Machine	Fastest Lap	On Lap
1	1	47	Wayne MAXWELL (VIC)	Suzuki GSXRR	1:38.608	1
2	1	47	Wayne MAXWELL (VIC)	Suzuki GSXRR	1:32.868	2

The results are provisional until the end of the time limit for protests and appeals.

  
Chief Timekeeper - Scott Laing

  
Clerk of Course - Tom Williams



www.computime.com.au  
COMPUTIME RACE TIMING SYSTEMS PTY LTD





2019



ASBK.COM.AU f t i y

**Round 6 : Phillip Island GP Circuit : October 4 - 6**

**KAWASAKI AUSTRALIAN SUPERBIKE CHAMPIONSHIP**

**Race 1**

Date: 06/10/19  
 Event: R09  
 Weather: Sunny & Windy - Temp: 19.8C  
 Track: Dry - Temp: 29.8C

Started at: 11:41:14  
 Laps: 12  
 Starters: 25  
 Printed at: 12:10

**PROVISIONAL LAP SHEET**

No	Lap Time	Gap	No	Lap Time	Gap	No	Lap Time	Gap	No	Lap Time	Gap	No	Lap Time	Gap			
<b>Lap 1</b>			12	1:33.456	1.930	67	1:35.273	5.460	13	1:38.586	19.301	<b>Lap 6</b>					
47	1:38.608		25	1:33.514	2.076	14	1:35.308	6.727	64	1:38.252	19.621	47	1:33.437		46	1:34.042	2.797
46	1:39.614	1.006	65	1:33.306	2.413	22	1:35.942	7.658	11	1:38.906	21.690	1	1:33.961	2.985	25	1:33.888	3.102
1	1:39.759	1.151	21	1:33.323	2.769	27	1:35.029	7.671	24	1:38.289	21.774	65	1:33.961	3.145	21	1:33.981	3.380
12	1:39.950	1.342	67	1:34.310	3.731	92	1:35.768	9.286	217	1:38.532	22.420	12	1:33.938	3.550	67	1:34.623	8.259
25	1:40.038	1.430	30	1:34.216	3.758	8	1:35.891	9.828	78	1:39.496	27.523	30	1:35.526	8.291	14	1:36.492	13.237
65	1:40.583	1.975	14	1:34.583	4.963	13	1:38.290	14.248	62	1:40.858	31.206	27	1:36.518	13.346	22	1:36.213	14.379
67	1:40.897	2.289	22	1:34.996	5.260	33	1:38.002	14.326	37	1:43.636	39.090	8	1:38.520	20.655	33	1:37.336	25.166
21	1:40.922	2.314	27	1:35.036	6.186	64	1:37.733	14.902	<b>Lap 5</b>								
30	1:41.018	2.410	92	1:35.713	7.062	11	1:38.221	16.317	47	1:34.322		12	1:34.155	3.049	13	1:40.235	30.392
22	1:41.740	3.132	8	1:35.831	7.481	24	1:38.370	17.018	46	1:33.879	2.192	30	1:35.388	6.202	24	1:38.521	31.505
14	1:41.856	3.248	13	1:37.165	9.502	217	1:38.252	17.421	1	1:34.120	2.461	67	1:34.662	7.073	11	1:38.994	32.072
27	1:42.626	4.018	33	1:36.768	9.868	78	1:39.416	21.560	65	1:33.803	2.621	14	1:35.593	10.182	217	1:38.496	32.104
92	1:42.825	4.217	64	1:37.498	10.713	62	1:40.166	23.881	25	1:34.038	2.651	27	1:35.194	10.265	78	1:38.889	38.167
8	1:43.126	4.518	11	1:37.959	11.640	37	1:43.153	28.987	21	1:33.658	2.836	8	1:37.185	15.572	62	1:40.801	44.935
13	1:43.813	5.205	24	1:37.597	12.192	<b>Lap 4</b>				33	1:37.516	21.267	37	1:42.548	57.330		
33	1:44.576	5.968	217	1:38.257	12.713	47	1:33.533		12	1:34.155	3.049	13	1:38.615	23.594	<b>Lap 7</b>		
64	1:44.691	6.083	78	1:39.333	15.688	46	1:34.126	2.635	30	1:35.388	6.202	24	1:38.969	26.421	47	1:34.214	
11	1:45.157	6.549	62	1:41.020	17.259	1	1:34.678	2.663	67	1:34.662	7.073	11	1:39.147	26.515	46	1:33.841	2.424
217	1:45.932	7.324	34	1:41.463	18.831	25	1:33.775	2.935	14	1:35.593	10.182	217	1:38.947	27.045	1	1:33.799	2.570
24	1:46.071	7.463	37	1:41.287	19.378	65	1:34.184	3.140	27	1:35.194	10.265	78	1:39.514	32.715	65	1:34.157	3.088
62	1:47.715	9.107	<b>Lap 3</b>			12	1:34.493	3.216	22	1:35.983	11.603	62	1:40.687	37.571	25	1:34.276	3.164
78	1:47.831	9.223	47	1:33.544		21	1:34.186	3.500	8	1:37.185	15.572	37	1:43.451	48.219	21	1:34.106	3.272
34	1:48.844	10.236	1	1:33.746	1.518	30	1:34.696	5.136	33	1:37.516	21.267						
37	1:49.567	10.959	46	1:33.811	2.042	67	1:34.806	6.733	13	1:38.615	23.594						
<b>Lap 2</b>			12	1:33.870	2.256	14	1:35.717	8.911	24	1:38.969	26.421						
47	1:32.868		65	1:33.620	2.489	27	1:35.255	9.393	11	1:39.147	26.515						
1	1:33.033	1.316	25	1:34.161	2.693	22	1:35.817	9.942	217	1:38.947	27.045						
46	1:33.637	1.775	21	1:33.622	2.847	8	1:36.414	12.709	78	1:39.514	32.715						
			30	1:33.759	3.973	33	1:37.280	18.073	62	1:40.687	37.571						

Chief Timekeeper - Scott Laing

Clerk of Course - Tom Williams



[www.computime.com.au](http://www.computime.com.au)  
**COMPUTIME RACE TIMING SYSTEMS PTY LTD**

2019



ASBK.COM.AU f t i y

**Round 6 : Phillip Island GP Circuit : October 4 - 6**

**KAWASAKI AUSTRALIAN SUPERBIKE CHAMPIONSHIP**

**Race 1**

Date: 06/10/19  
 Event: R09  
 Weather: Sunny & Windy - Temp: 19.8C  
 Track: Dry - Temp: 29.8C

Started at: 11:41:14  
 Laps: 12  
 Starters: 25  
 Printed at: 12:10

**PROVISIONAL LAP SHEET**

No	Lap Time	Gap	No	Lap Time	Gap	No	Lap Time	Gap	No	Lap Time	Gap
12	1:34.114	3.450	13	1:40.211	41.873	46	1:33.696	2.262	22	1:38.476	29.795
67	1:34.945	8.990	11	1:39.053	42.400	21	1:33.456	2.485	8	1:37.304	36.191
30	1:36.531	10.608	78	1:38.648	48.369	65	1:33.600	2.602	33	1:37.482	41.665
27	1:35.844	14.976	62	1:40.109	57.349	25	1:33.648	3.500	217	1:38.644	55.160
14	1:36.525	15.548	37	1:43.688	1:16.03	12	1:33.984	3.979	11	1:38.638	57.703
22	1:36.339	16.504	<b>Lap 9</b>			67	1:34.765	11.862	13	1:39.050	58.063
8	1:36.975	23.416	47	1:34.131		30	1:35.563	15.818	78	1:39.818	1:03.99
33	1:37.324	28.276	1	1:33.563	1.940	14	1:34.968	20.505	62	1:39.287	1:14.06
13	1:39.320	35.498	46	1:33.930	2.136	27	1:35.619	20.875	<b>Lap 12</b>		
217	1:38.444	36.334	65	1:33.847	2.572	22	1:37.541	25.259	47	1:34.319	
11	1:39.325	37.183	21	1:33.739	2.599	8	1:36.928	32.827	1	1:33.840	1.653
78	1:39.604	43.557	25	1:33.777	3.422	33	1:37.229	38.123	46	1:34.149	1.767
62	1:40.355	51.076	12	1:33.801	3.565	217	1:38.551	50.456	21	1:33.948	1.837
37	1:43.067	1:06.18	67	1:34.831	10.667	13	1:39.707	52.953	65	1:33.988	2.138
<b>Lap 8</b>			30	1:35.570	13.825	11	1:39.480	53.005	25	1:34.408	3.510
47	1:33.836		27	1:35.747	18.826	78	1:38.399	58.115	12	1:34.743	4.395
46	1:33.749	2.337	14	1:35.781	19.107	62	1:39.268	1:08.71	67	1:35.549	14.214
1	1:33.774	2.508	22	1:36.241	21.288	37	1:42.856	1:33.69	37	1:51.733	1 lap
65	1:33.604	2.856	8	1:37.100	29.469	<b>Lap 11</b>			30	1:36.281	19.403
21	1:33.555	2.991	33	1:37.122	34.464	47	1:33.940		14	1:35.375	22.890
25	1:34.448	3.776	217	1:38.223	45.475	46	1:33.615	1.937	27	1:35.244	22.987
12	1:34.281	3.895	13	1:39.074	46.816	1	1:34.171	2.132	22	1:39.194	34.670
67	1:34.813	9.967	11	1:38.826	47.095	21	1:33.663	2.208	8	1:37.127	38.999
30	1:35.614	12.386	78	1:39.048	53.286	65	1:33.807	2.469	33	1:38.099	45.445
27	1:36.070	17.210	62	1:39.797	1:03.01	25	1:33.861	3.421	217	1:38.651	59.492
14	1:35.745	17.457	37	1:42.502	1:24.40	12	1:33.932	3.971	11	1:39.006	1:02.39
22	1:36.510	19.178	<b>Lap 10</b>			67	1:35.062	12.984	13	1:38.679	1:02.42
8	1:36.920	26.500	47	1:33.570		30	1:35.563	17.441	78	1:39.778	1:09.45
33	1:37.033	31.473	1	1:33.531	1.901	14	1:35.269	21.834	62	1:39.871	1:19.61
217	1:38.885	41.383				27	1:35.127	22.062			

The results are provisional until the end of the time limit for protests and appeals.

*Scott Laing*  
 Chief Timekeeper - Scott Laing

*Tom Williams*  
 Clerk of Course - Tom Williams



[www.computime.com.au](http://www.computime.com.au)  
**COMPUTIME RACE TIMING SYSTEMS PTY LTD**



2019



ASBK.COM.AU f t i y

# Round 6 : Phillip Island GP Circuit : October 4 - 6

## KAWASAKI AUSTRALIAN SUPERBIKE CHAMPIONSHIP

### Race 1

Date: 06/10/19  
Event: R09  
Weather: Sunny & Windy - Temp: 19.8C  
Track: Dry - Temp: 29.8C


Started at: 11:41:14  
Laps: 12  
Starters: 25  
Printed at: 12:10

### PROVISIONAL LAP CHART

Grid	1	2	3	4	5	6	7	8	9	10	11	12
46	47	47	47	47	47	47	47	47	47	47	47	47
47	46	1	1	46	46	46	46	46	1	1	46	1
12	1	46	46	1	1	1	1	1	46	46	1	46
25	12	12	12	25	65	25	65	65	65	21	21	21
1	25	25	65	65	25	65	25	21	21	65	65	65
65	65	65	25	12	21	21	21	25	25	25	25	25
21	67	21	21	21	12	12	12	12	12	12	12	12
14	21	67	30	30	30	67	67	67	67	67	67	67
67	30	30	67	67	67	30	30	30	30	30	30	30
30	22	14	14	14	14	14	27	27	27	14	14	14
92	14	22	22	27	27	27	14	14	14	27	27	27
27	27	27	27	22	22	22	22	22	22	22	22	22
8	92	92	92	8	8	8	8	8	8	8	8	8
22	8	8	8	33	33	33	33	33	33	33	33	33
64	13	13	13	13	13	13	13	217	217	217	217	217
33	33	33	33	64	24	24	217	13	13	13	11	11
13	64	64	64	11	11	11	11	11	11	11	13	13
24	11	11	11	24	217	217	78	78	78	78	78	78
11	217	24	24	217	78	78	62	62	62	62	62	62
62	24	217	217	78	62	62	37	37	37	37	37	37
217	62	78	78	62	37	37						
78	78	62	62	37								
34	34	34	37									
37	37	37										

The results are provisional until the end of the time limit for protests and appeals.

  
Chief Timekeeper - Scott Laing

  
Clerk of Course - Tom Williams



www.computime.com.au  
COMPUTIME RACE TIMING SYSTEMS PTY LTD



2019



ASBK.COM.AU f t i y

## Round 6 : Phillip Island GP Circuit : October 4 - 6

### KAWASAKI AUSTRALIAN SUPERBIKE CHAMPIONSHIP

#### Race 1

Date: 06/10/19  
 Event: R09  
 Weather: Sunny & Windy - Temp: 19.8C  
 Track: Dry - Temp: 29.8C

Started at: 11:41:14  
 Laps: 12  
 Starters: 25  
 Printed at: 12:10

#### PROVISIONAL BEST PARTIAL TIMES

Pos	Split 1		Split 2		Split 3		Split 4		LAP		Ideal	Fastest
	Name	Time	Name	Time	Name	Time	Name	Time	Name			
1	D. FALZON	22.183	W. MAXWELL	26.750	T. HERFOSS	17.749	D. FALZON	25.739	W. MAXWELL	1:32.694	1:32.868	
2	J. WATERS	22.218	T. HERFOSS	26.791	C. HALLIDAY	17.807	W. MAXWELL	25.760	T. HERFOSS	1:32.813	1:33.033	
3	M. CHIODO	22.239	M. JONES	27.052	J. WATERS	17.845	M. WALTERS	25.804	J. WATERS	1:33.012	1:33.323	
4	M. JONES	22.244	M. CHIODO	27.072	W. MAXWELL	17.873	J. WATERS	25.827	D. FALZON	1:33.140	1:33.514	
5	C. HALLIDAY	22.275	J. WATERS	27.122	M. WALTERS	17.893	M. JONES	25.876	C. HALLIDAY	1:33.140	1:33.306	
6	W. MAXWELL	22.311	C. HALLIDAY	27.123	D. FALZON	17.974	C. HALLIDAY	25.935	M. WALTERS	1:33.146	1:33.456	
7	T. HERFOSS	22.311	M. WALTERS	27.132	M. JONES	18.008	M. CHIODO	25.935	M. JONES	1:33.180	1:33.615	
8	M. WALTERS	22.317	D. FALZON	27.244	M. CHIODO	18.019	T. HERFOSS	25.962	M. CHIODO	1:33.265	1:33.759	
9	G. ALLERTON	22.412	B. STARING	27.339	B. STARING	18.034	B. STARING	26.050	B. STARING	1:33.963	1:34.310	
10	B. STARING	22.540	G. ALLERTON	27.387	G. ALLERTON	18.081	A. PHILLIS	26.267	G. ALLERTON	1:34.181	1:34.583	
11	J. STAUFFER	22.652	J. STAUFFER	27.470	L. EPIS	18.119	D. REES	26.300	J. STAUFFER	1:34.699	1:35.029	
12	A. PHILLIS	22.761	L. EPIS	27.536	J. STAUFFER	18.276	G. ALLERTON	26.301	L. EPIS	1:34.896	1:34.996	
13	L. EPIS	22.891	D. REES	27.680	D. REES	18.407	J. STAUFFER	26.301	A. PHILLIS	1:35.258	1:35.831	
14	D. REES	22.927	A. PHILLIS	27.784	D. BARKER	18.427	L. EPIS	26.350	D. REES	1:35.314	1:35.713	
15	S. FROST	23.016	S. FROST	27.986	A. PHILLIS	18.446	A. MORRIS	26.601	S. FROST	1:36.397	1:36.768	
16	D. BARKER	23.174	M. TOOLEY	28.066	S. FROST	18.686	D. BARKER	26.678	D. BARKER	1:36.449	1:37.165	
17	A. MORRIS	23.373	D. BARKER	28.170	M. TOOLEY	18.690	S. FROST	26.709	A. MORRIS	1:36.888	1:37.498	
18	D. HASLER	23.473	A. MORRIS	28.177	P. CZAJ	18.714	P. CZAJ	26.821	M. TOOLEY	1:37.293	1:37.597	
19	P. CZAJ	23.474	N. SPITERI	28.476	A. MORRIS	18.737	D. HASLER	26.994	P. CZAJ	1:37.535	1:37.959	
20	M. TOOLEY	23.501	P. CZAJ	28.526	D. HASLER	18.767	M. TOOLEY	27.036	D. HASLER	1:37.762	1:38.223	
21	N. SPITERI	23.583	D. HASLER	28.528	N. SPITERI	19.039	N. SPITERI	27.076	N. SPITERI	1:38.174	1:38.399	
22	B. MCINTYRE	23.902	B. MCINTYRE	28.762	B. MCINTYRE	19.222	B. MCINTYRE	27.286	B. MCINTYRE	1:39.172	1:39.268	
23	T. GIBSON	24.233	M. EDWARDS	29.451	T. GIBSON	19.321	T. GIBSON	27.601	T. GIBSON	1:40.757	1:41.463	
24	M. EDWARDS	24.236	T. GIBSON	29.602	M. EDWARDS	19.641	M. EDWARDS	27.606	M. EDWARDS	1:40.934	1:41.287	

The results are provisional until the end of the time limit for protests and appeals.

Chief Timekeeper - Scott Laing

Clerk of Course - Tom Williams



www.computime.com.au  
 COMPUTIME RACE TIMING SYSTEMS PTY LTD





2019



ASBK.COM.AU f t i y

## Round 6 : Phillip Island GP Circuit : October 4 - 6

### KAWASAKI AUSTRALIAN SUPERBIKE CHAMPIONSHIP PROVISIONAL PROGRESSIVE CHAMPIONSHIP POINTS

#### AUSTRALIAN SUPERBIKE CHAMPIONSHIP

Pos	No	Name	Rnd 1 WSBK	Rnd 2 W/fld	Rnd 3 Bend	Rnd 4 MP	Rnd 5 Wint	Rnd 6 Pole	Rnd 6 Race 1	Total
1	46	Michael JONES	49	34	57	44	33.5	1	18	236.5
2	65	Cru HALLIDAY	55	41	53	34	23		16	222
3	47	Wayne MAXWELL	40	35	38	45	35		25	218
4	1	Troy HERFOSS	41	50	41	37	27		20	216
5	67	Bryan STARING	48	27	75	26	22.5		13	211.5
6	21	Josh WATERS	50	30	46	31	24		17	198
7	12	Matt WALTERS	30	26	31	25	18.5		14	144.5
8	25	Daniel FALZON	32	33	30	14	15		15	139
9	8	Alex PHILLIS	19	24	25	25	17		8	118
10	61	Arthur SISSIS	18	14	31	25	18.5			106.5
11	30	Mark CHIODO	24	16	39	8	6		12	105
12	168	Glenn SCOTT	28	23	39					90
13	92	Damon REES	11	19	29	9	16.5			84.5
14	22	Lachlan EPIS	10	4	22	21	7		9	73
15	28	Aiden WAGNER	71							71
16	14	Glenn ALLERTON	40	16					11	67
17	33	Sloan FROST	12	15	15				7	49
18	29	Ted COLLINS	31	10	8					49
19	64	Aaron MORRIS				15	15			30
20	62	Brendan McINTYRE		7	19				2	28
21	41	Max CROKER	27							27
22	11	Philip CZAJ	8	5	7				5	25
23	13	David BARKER	1		15				4	20
24	98	Evan BYLES			13					13
25	27	Jamie STAUFFER							10	10
26	55	Brian HOUGHTON				10				10
27	83	Kyle BUCKLEY					9			9
28	24	Matt TOOLEY	1		6					7
29	217	Dean HASLER							6	6
30	77	Adam SENIOR			5					5
31	76	Paul VAN DER HEIDEN			4					4
32	78	Nathan SPITERI							3	3
33	37	Michael EDWARDS		2					1	3
34	82	Ryan YANKO	3							3
35	44	Will DAVIDSON		2						2

#### AUSTRALIAN SUPERBIKE CHAMPIONSHIP - MANUFACTURERS

Pos	No	Name	Rnd 1 WSBK	Rnd 2 W/fld	Rnd 3 Bend	Rnd 4 MP	Rnd 5 Wint	Rnd 6 Pole	Rnd 6 Race 1	Total
1		Suzuki	166	125	174	126	94.5		62	747.5
2		Kawasaki	166	80	195	72	57		40	610
3		Yamaha	158	78	94	48	38		32	448
4		Honda	76	85	109	64	49.5		32	415.5
5		Ducati	3	34	57	44	33.5	1	28	200.5
6		BMW	71	26	12	15	15		17	156
7		Aprilia	8	5	7				5	25

Chief Timekeeper - Scott Laing

Clerk of Course - Tom Williams



www.computime.com.au  
COMPUTIME RACE TIMING SYSTEMS PTY LTD



2019



ASBK.COM.AU f t i y

# Round 6 : Phillip Island GP Circuit : October 4 - 6

## KAWASAKI AUSTRALIAN SUPERBIKE CHAMPIONSHIP

### Race 1

Date: 06/10/19  
Event: R09  
Weather: Sunny & Windy - Temp: 19.8C  
Track: Dry - Temp: 29.8C


Started at: 11:41:14  
Laps: 12  
Starters: 25  
Printed at: 12:10

### PROVISIONAL RACE INFORMATION

Time	Description
11:26:05	SIGHTING LAP STARTED / PIT EXIT CLOSSES 11:29AM
11:29:25	PIT EXIT CLOSED / BIKES ON GRID FOR MEDIA
11:33:41	BIKES ON GRID / WARM UP LAP 11:38:30AM
11:38:40	WARM UP LAP STARTED
11:41:14	Event Start
11:46:44	NO JUMP STARTS
11:52:36	Rider 24 (Matt TOOLEY) CRASHED - TURN 6 - RIDER UP
11:54:15	Rider 24 (Matt TOOLEY) CRASHED - TURN 6 - RIDER UP - RESUMED
12:00:04	Chequered Flag
12:02:28	Event Finish

The results are provisional until the end of the time limit for protests and appeals.

  
Chief Timekeeper - Scott Laing

  
Clerk of Course - Tom Williams



www.computime.com.au  
COMPUTIME RACE TIMING SYSTEMS PTY LTD

